



Member Handbook



2023

Contents

1.	Introduction	6
2.	About Venetians Netball Club	6
2.1.	Club History	6
2.2.	Club Strategic Priorities	6
2.3.	Club Vision	6
2.4.	Club Mission	6
2.5.	Club Goals	6
2.6.	Club Values	7
2.7.	Club Patron and Vice-Patron	7
2.8.	Life Members	7
3.	Committee	7
3.1.	Overview	7
3.2.	Committee Positions	7
3.3.	Committee Support	9
4.	Sponsors	10
5.	Club Constitution, By-laws and Policies	10
5.1.	Overview	10
5.2.	Club Constitution	11
5.3.	Club By-laws	11
5.4.	Club Policies	11
5.5.	Working with Children Check (WWCC)	11
5.6.	Code of Conduct	11
5.7.	WDNA Code of Behaviour	11
5.8.	WDNA Policies and Procedures	11
6.	Wanneroo Districts Netball Association (WDNA)	12
7.	Club Uniform	12
7.1.	Overview	12
7.2.	Training attire	12
7.3.	Game day attire	12
7.4.	Merchandise and supporter attire	13
7.5.	How to purchase club uniform items, merchandise and supporter attire	13
7.6.	Second hand uniform	13
8.	Registration and Fees	14
8.1.	Registration process	14
8.2.	Fees	14
8.3.	Refunds	15
9.	Grading and Team Selection	15
9.1.	Overview	15
9.2.	The process	15
9.3.	Grading Committee	16
9.4.	Graders	17
9.5.	Absences	17
9.6.	Frequently asked questions	17
10.	Training Information	17
10.1.	Overview	17
10.2.	Training sessions	18
10.3.	Spectating at training	18
10.4.	Training courts	18
10.5.	Training times	18
10.6.	Training expectations	18
10.7.	Weather	19
10.8.	Development sessions and squad training	19
11.	Non-Training	19
11.1.	Overview	19
11.2.	Grading process guidelines for non-training teams	19

12. NetSetGo	20
12.1. Overview	20
12.2. Training	20
12.3. Game Day	20
13. Game day protocols	21
13.1. Fixtures	21
13.2. Format	21
13.3. Rolling substitutions (Open division 1 and 2 and 18&U division 1 only)	21
13.4. Game day expectations	22
13.5. Court time and rotations	22
13.6. Players playing up	22
13.7. Single game vouchers	23
13.8. Injury / illness	23
13.9. Scoring and Timing	23
13.10. Equipment provided for game day	24
13.11. Team manager responsibilities	24
13.12. Game day club support	25
13.13. Game day complaints	25
13.14. Opposition team and spectator complaints	26
13.15. WDNA and facility complaints	27
13.16. WDNA officials	27
13.17. WDNA Umpires	28
14. Team managers	28
15. Finals information	28
15.1. NetSetGO and 11 & under teams do not compete in finals	28
15.2. Court time expectations	29
15.3. Venetians marquee or what the club organises e.g. marquee, provide timers/scorers	29
16. Coaching	29
16.1. Club pathway	29
16.2. Netball WA pathway	29
16.3. Development and mentoring	29
17. Umpiring	30
17.1. Overview	30
17.2. Umpiring options at Venetians	30
17.3. Umpire allocations and support	30
17.4. Umpire expectations	31
17.5. Umpire pathways	31
18. Player Development	31
18.1. Development opportunities at the club	31
18.2. Strength and Conditioning program	31
18.3. Development opportunities at WDNA	31
18.4. Netball WA and Netball Australia pathways	32
19. Leadership Opportunities	32
19.1. Overview	32
19.2. Joining the committee	32
19.3. Leadership Workshops	32
19.4. Team captains	33
20. Club Culture and Volunteering	33
20.1. Overview	33
20.2. Spirit of Play	33
20.3. Club volunteering	33
20.4. Become a game day official	34
20.5. Get involved with club events and activities	34
20.6. Club member recognition	34
21. Club events	34
21.1. Overview	34
21.2. Information Night and Annual General Meeting (AGM)	34

21.3.	Season Launch	34
21.4.	Junior events	35
21.5.	Quiz Night	35
21.6.	Marg Witney Round	35
21.7.	Award presentations	35
22.	Fundraising	36
22.1.	Overview	36
22.2.	Chocolates	36
22.3.	Quiz Night	36
23.	Club Photos	36
23.1.	Overview	36
23.2.	Game day photos	36
23.3.	Event photos	36
23.4.	Photography policy	37
24.	Club Awards and Milestones	37
24.1.	List of awards and criteria	37
24.2.	Games Played Milestones	38
25.	Club communications	38

Message from the President

In 2020, we released our first Strategic Planning Report which included a proposal for a Member Handbook. It was important to the Club that we put together a document that would be easily accessible and would support our members to get the most out of being a part of our Club. This has become particularly important as the club is continuing to grow, and the distribution of information becomes more widespread. We have a wealth of information that is not always easily accessible by our members, and we want to make sure all our processes are transparent and that our members are at the forefront of our decision making. I am so glad to see this document is finally completed and I hope that you all can find value in it and utilise it to its full potential.

A special thank you to Sarah McNamara, Sarah Sutton, Ed Rennie, Jade O'Brien, Jean Cooper and Mikala Dinka who were a big part of this project.

Sian Geldenhuys

1. Introduction

The member handbook aims to provide club members an overview of the club's history, operations and processes that can be referred to throughout the season. The handbook will be updated on an annual basis and is available to download via the club website.

2. About Venetians Netball Club

Venetians Netball Club was founded in 1969 and has built a strong and rich history of success in netball. As a family-oriented club, we pride ourselves in finding a home for all netballers, from the social participant to the elite athlete. We welcome all who are interested in the sport of netball; whether a player, coach, umpire or manager and invite players from age groups including NetSetGO, 11 and Under, 12 and Under, 13 and Under, 15 and Under, 18 and Under and Open.

2.1. Club History

Venetians Netball Club was founded by the late Margaret Witney in 1969. After a successful year of playing netball in 1968 at Matthews Centre (now Perth Netball Association) with her friends, interest grew from others wanting to join and form a club. With only a few colours in netball uniforms at the time (red, blue, black and white), Marg and her friends decided to be different and submitted new uniform colours consisting of green, lilac and yellow vertical stripes to WA Netball (now Netball WA) for approval the following year in 1969. The uniform was approved but a name was needed to officially launch the club. A husband of one of the club members highlighted that the uniforms looked like outdoor blinds and the creation of Venetians Netball Club was born.

[You can read more about the club's history and our founder the late Marg Witney on the club website.](#)

2.2. Club Strategic Priorities

After celebrating 50 years in 2019 and to ensure the successful longevity of the club, the committee consulted with Sports Community and club members and stakeholders to develop a strategic plan for 2021. The purpose of the strategic plan has created a clear vision of what success means to the club and has helped establish a set of club values and measurable goals to guide our decisions for the future. [You can view the full strategic plan on the club website.](#)

2.3. Club Vision

To provide an opportunity for everyone to participate in the game of netball.

2.4. Club Mission

To provide equal opportunities within the community by leading effective management, support and development within the spirit of the game.

2.5. Club Goals

- Build club culture through volunteer engagement opportunities - "The Venetians Way"
- Enhance on court success - "The Venetians Spirit of Play"
- Player Recruitment, Development & Retention
- Coach Recruitment, Development & Retention
- Umpire Recruitment, Development & Retention
- Develop Social Initiatives to Improve Club Connectivity
- Diversity & Inclusion

2.6. Club Values



Inclusion



Development



Integrity



Respect



Family



Fun



Friendship

2.7. Club Patron and Vice-Patron

The Club patron is awarded to someone who encourages, furthers, and promotes the mission, vision and values of the club. A person who protects, supports and advocates the club goals. The Club Patron recognises the recipient's standing in the netball community, the many years of commitment to the Club, and also their ongoing support.

Club Patron, **Trish Robinson**

Vice-Patron, **Debbie Edwards**

2.8. Life Members

Life membership is awarded to someone who is recognised by the club for their outstanding contribution to the club. They must substantially demonstrate positive change and commendable personal input through their contribution over a significant period for at least 10 years, not necessarily consecutive years. Nominations are open annually at the start of the year, awarded at the AGM and formally awarded at the end of the year at the awards night with a personalised V pin. Nominations will not be considered if more than five years have passed since the primary contribution/s was completed or made.

You can find a list of our life members [here](#).

3. Committee

3.1. Overview

The club is run and operated by a volunteer committee consisting of a number of club members. The Committee is appointed or elected each year during the AGM and consists of no less than:

- (a) President
- (b) Vice-President
- (c) Secretary
- (d) Treasurer
- (e) Registrar
- (f) 3 other committee positions

3.2. Committee Positions

Any club member can nominate or be nominated for a committee position. The following committee positions are current as of the 2023 season.

President

The President is primarily responsible for ensuring the Club sets and meets its goals, objectives and budgets, is administered according to the Venetians club rules and completes all legal and compliance obligations.

president@venetiansnetballclub.com.au

Vice President

The primary function of the Vice President is to support the President with the leadership and governance responsibilities of the club. The Vice President will undertake the duties and responsibilities of the President if the President becomes unavailable for any reason (in accordance with club rules). The Vice President is responsible for researching and identifying sponsorship and grant opportunities for the club. The role of Vice President is ideal for those considering becoming President of the club in the future.

Vicepresident@venetiansnetballclub.com.au

Secretary

The primary function of the Secretary is to understand the club rules, by-laws, policies & procedures, legal and compliance obligations, and to ensure the club is run according to these core requirements at all times. The Secretary is also the Venetian's nominated representative for the purposes of complying with the Associations Incorporations Act 2015.

Secretary@venetiansnetballclub.com.au

Treasurer

The Treasurer is responsible for the collection and banking of any monies due to the Club, payment of any bills incurred and keeping of financial records.

Treasurer@venetiansnetballclub.com.au

Equipment Coordinator

The primary role of the Equipment Coordinator is to store and keep records of all Venetians' equipment and advise the committee with respect to maintenance or replacement as necessary. The role oversees the acquisition, management and protection of club equipment

Equipment@venetiansnetballclub.com.au

Registrar

The Registrar oversees and is responsible for member records including registration (via PlayHQ) and Working with Children Checks (WWCC).

Registrar@venetiansnetballclub.com.au

Fundraising Coordinator

The Fundraising Coordinator organises all fundraising activities and keeps an accurate record of the money raised.

Fundraising@venetiansnetballclub.com.au

Media Coordinator

The Media Coordinator is responsible for club communication on Facebook and Instagram, creates flyers for events and updates the club website.

Media@venetiansnetballclub.com.au

Game Day Liaison

The Game Day Liaison (**GDL**) oversees the operations of game day and is a contact point for coaches/managers. The GDL also keeps a register of attendance and organises milestone celebrations.

GDL@venetiansnetballclub.com.au

Uniform Coordinator

The Uniform Coordinator is responsible for coordinating communication between the club and Victory Athletic in relation to clothing and merchandise, seeks feedback from members and liaises with the committee.

Uniforms@venetiansnetballclub.com.au

Culture and Leadership Coordinator

The primary function of the Culture and Leadership Coordinator is to build and maintain a strong club culture, with a sharp focus on volunteering and creating a positive experience for all participants and their families.

Culture@venetiansnetballclub.com.au

Player and Coach Development Coordinator

The Development Coordinator is responsible for the education, development and retention of all Venetians coaches and players. The role involves coordinating all team gradings, organising specialist training sessions and creating strategies and programs to attract and upskill players.

Development@venetiansnetballclub.com.au

3.3. Committee Support

The committee meets on a monthly basis to discuss the general business of the Club and any other matters that arise from time to time.

4. Sponsors

Sponsorship is used to support our ongoing development programs, replace necessary equipment and keep our membership fees affordable. We currently have three levels of sponsorship with our partners and a description of each level can be found on our [club website](#).

Our Gold Sponsors



Our Silver Sponsors



Our Bronze Sponsors



Please contact Vicepresident@venetiansnetballclub.com.au if you know of any businesses interested in becoming a sponsor of Venetians.

5. Club Constitution, By-laws and Policies

5.1. Overview

To ensure the club is run efficiently and effectively, the following documents set out our rules and the operation of the club:

- Constitution;
- By-laws; and
- Policies.

The Constitution, By-Laws and Policies apply to all members of Venetians and each member should be familiar with these documents.

5.2. Club Constitution

The Constitution provides rules for the operation and management of the club.

Alterations to the Constitution can be passed by a Special Resolution at a General Meeting in compliance with requirements of the Act. [Read the constitution here](#)

5.3. Club By-laws

The By-Laws sit closely with the Constitution. They detail and define the rules for the running of the club.

The Club By-laws are made and apply pursuant to Rule 19 of the Constitution.

Alterations to the By-Laws may occur at a Committee Meeting and the alteration can be passed by a majority of votes at that Committee Meeting. [Read the by-laws here](#)

5.4. Club Policies

The policies and procedures are used to guide decision making and provide transparency. They relate to the day to day operational running of the club.

Alterations to the policies occur at a Committee Meeting and the alteration can be passed by a majority of votes at that Committee Meeting. [Read the policies here](#)

5.5. Working with Children Check (WWCC)

In accordance with government legislation, a person who engages in paid or unpaid contact with children requires a WWCC.

Venetians require all Committee members, coaches, assistant coaches and umpires (over the age of 18) who do not have a child in the club under the age of 18, to have a WWCC to ensure the safety of our members.

WWCC exempts those who have a child under the age of 18 playing in the club. Venetians require these members to obtain a National Police Certificate or Volunteer National Police Certificate.

For further information and support with WWCC, please contact Registrar@venetiansnetballclub.com.au

5.6. Code of Conduct

Our Code of Conduct defines the expected behaviour of people involved in the Club's activities.

It is a condition of membership that all members of Venetians (this includes players, parents, guardians and volunteers) have read, understand and honour the club's code of conduct and behaviour. [Read the code of conduct here](#)

5.7. WDNA Code of Behaviour

In addition to Venetian's Code of Conduct, members also need to abide by the WDNA Code of Behaviour. This can be found [here](#).

5.8. WDNA Policies and Procedures

In addition to Venetian's Policies and Procedures, members also need to abide by the [WDNA Policies and Procedures](#)

6. Wanneroo Districts Netball Association (WDNA)

Venetians Netball Club is affiliated with WDNA. All clubs registered with WDNA must abide by all policies and procedures set out by the Association. WDNA is responsible for managing the winter and spring competitions including grading of teams, processing fees, and supporting clubs. WDNA is governed by Netball WA and Netball Australia. The courts and premises are within the City of Wanneroo, a government organisation ultimately responsible for the maintenance of facilities within WDNA including the courts, clubrooms, toilets and lighting

WDNA is one of many associations in WA. As per WDNAs Policies and Procedures, only the Secretary and President are authorised to contact WDNA via phone, email or social media.

7. Club Uniform

7.1. Overview

Our registered uniform colours are navy, white and teal. All players must wear the compulsory uniform items for training and game day and are available to purchase from the club's uniform supplier, Victory Athletic. A range of other uniform items including merchandise and supporter attire are also available for purchase by playing members as well as non-playing members (coaches, life members, sponsors, family members, friends). During training and game days, no jewellery should be worn, nails should be short and hair is tied back.

7.2. Training attire

Players must wear to training either one of the following Venetians items; training singlet, long sleeve top or game day warm up top. NetSetGO players are permitted to wear their NetSetGO T-shirt. Coaches are encouraged to wear the Venetians 'Coach' polo t-shirt.

7.3. Game day attire

The Venetians game day dress, socks and plain navy briefs/compression shorts are compulsory uniform items for all playing members. The game day dress should fit comfortably with room to move. It is a requirement by WDNA that the game dress is an appropriate fit - navy briefs or shorts should not be visible when arms are extended straight above your head.

We encourage all coaches to wear the Venetians 'Coach' polo t-shirt.

For club umpires, there is no current compulsory Venetians branded umpire T-shirt but you must wear a white t-shirt. It is a requirement by WDNA for all umpires to wear a white T-shirt.

Warm up top

In 2021, the club introduced an indigenous warm-up top to acknowledge the Whadjuk Noongar people who are the traditional owners of the land upon which we train and play on. While this is not currently a compulsory item, we encourage all playing members to purchase one. The warm-up top can also be customised with your first name, last name or an approved nickname.

More about the Indigenous warm up top



Dot painting, which is traditionally used to tell stories and enliven indigenous culture, has been incorporated into the artwork, created by some of our aboriginal club members that encompasses what being a Venetians Netball Club member means.

The seven stars represent each of the positions on a netball court. The spiral in the middle is a symbol for a meeting spot, this meeting spot is Venetians Netball Club. The U and I shapes around the meeting spot represent the women and men that are a part of our club. The boomerang is in the shape of the mighty V and WANJU MOORT means welcome family. The meeting places on the sleeve are joined by lines that symbolise the many places that our members have come from to meet for netball.

7.4. Merchandise and supporter attire

A range of merchandise and supporter attire including winter attire is available for all club members, friends and family to purchase from Victory Athletic. From polo t-shirts and caps to jackets, beanies and scarves, we are proud to see our members donning our club colours both on the court and on the sidelines.



7.5. How to purchase club uniform items, merchandise and supporter attire

In 2021, the club welcomed Victory Athletic as the official apparel partner to streamline all uniform processes and purchases providing club members access to a uniform retail space and online website. You can view all uniform items including pricing and photos online via the [Victory Athletic website](#).

You have the option to view and try-on your uniform and other items at the Victory Athletic premises in Balcatta by appointment only. Victory Athletic will also hold pop up days/nights throughout the season.

Victory Athletic Contact details

Unit 4, 12 Mumford Place, Balcatta 6021
Open Monday to Friday 9am - 5pm
Tel: 0431 636 214

7.6. Second hand uniform

The club also has a dedicated private Facebook group for members who wish to sell uniform items second hand. You can join the group by searching for the group name [Venetians Buy and Sell](#). It is important to note that while you may be able to purchase older and previous Venetians uniform items and merchandise here, you must wear the compulsory uniform items required for training and game day.

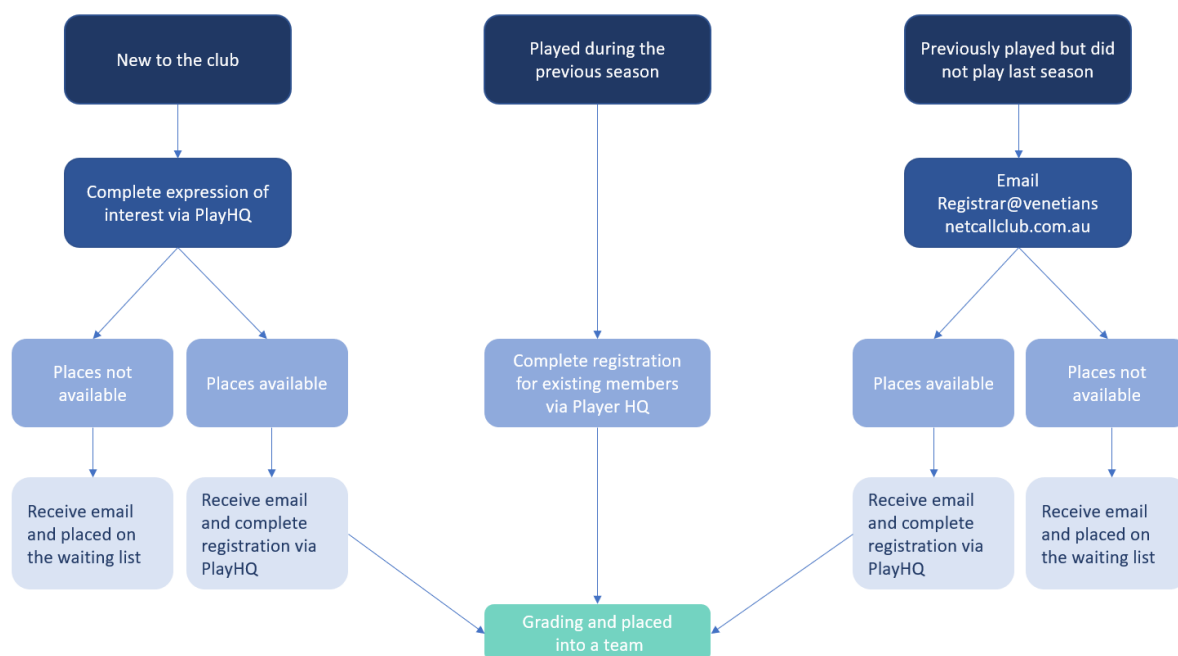
8. Registration and Fees

8.1. Registration process

All playing members, including training and non-training, must register with the club. Registrations typically open at the start of every year and must be done online via PlayHQ. Registrations for the 2023 season open on 1 January and close on 14 January for existing members. A \$56.12 fee is required to be paid at the time of registration to secure a spot. New members will complete an expression of interest form and go on a waiting list. After 14 January, potential new members will be contacted regarding availability.

8.2. Fees

Please find below a breakdown of our fee structure for 2023. If you opt to pay the fundraising levy, this will be added on to the total below. Please note, there is a 2.03% service charge from PlayHQ that has been applied to fees listed below.



Player Group	NSG Years 2 - 5	11 Years old (DOB 2012)	12 - 15 Years old (DOB 2008 - 2011)	16 - 17 Years old (DOB 2006 - 2007)	18 Years old + (DOB 2005)
Netball WA	\$74.48	\$91.83	\$91.83	\$91.83	\$95.91
Netball Aus	\$4.49	\$4.49	\$4.49	\$4.49	\$4.49
WDNA	\$69	\$73	\$73	\$73	\$82
Umpiring	\$20.41	\$25.51	\$35.71	\$45.91	\$56.12
Club fees	\$56.12	\$56.12	\$56.12	\$56.12	\$56.12
Trophy night	\$30.61	\$30.61	\$30.61	\$40.81	\$40.81
Total	\$255.11	\$281.56	\$291.76	\$312.16	\$335.45

8.3. Refunds

WDNA do not offer full fee refunds after the Netball WA registration date has closed in May. If an injury occurs, requests for refunds can be made in writing to the club President. (Please note that injury insurance towards some of your treatment costs is available as part of the Netball WA fees). Any player that withdraws after WDNA registration, may only receive the club portion, minus an administration charge, pending the reason supplied.

9. Grading and Team Selection

9.1. Overview

The grading process determines the composition of teams and is completed in February. We aim to ensure that the grading process is fair and consistent with the best interests of the players and Venetians in mind. Ideally, each team should comprise of 10 players which consists of, 3 shooters, 3 defenders and 4 midcourters but this might not always be the case.

9.2. The process

Step 1: Review of registrations

Once registrations close, the grading committee will meet and review the registrations received. From here we will group players into each age group and by playing positions and identify any gaps. For example, if we take 6 teams for the 18 & under age group then we have 60 places available. If we have 55 existing members registered then we can offer 5 places to new members who have filled out an expression of interest. We need to ensure we have a balance of players who can play different positions so ideally our squad would consist of 18 shooters, 18 defenders and 24 midcourters but this might not always be the case.

Step 2: Development of grading squads

The grading committee will meet again and review registrations including new members. Players will be placed in grading squads and allocated a court to start on for the first physical grading session. The squads are determined by previous playing history (division and age group) and we ensure we have a balance of playing positions across all courts. For example, if there are 10 shooters who have played 18 & under division 1, we cannot put them all on the same starting court and they will be spread across multiple courts and rotated during the physical grading sessions.

Step 3: Physical grading

Players are required to attend all three grading sessions which take place over consecutive weeks. At these sessions, players will be rotated through their 1st, 2nd and 3rd playing positions as indicated on their registration form. During the sessions, graders will be assessing players on a number of skills and attributes, make notes and give each player a rating for each game. At the end of each session, graders will use the rating and notes to place players into a tentative team which will be reviewed each week. Graders will assess the following skills and attributes:

- (a) ball handling skills;
- (b) footwork;
- (c) speed and agility;
- (d) attacking skills;
- (e) defending skills (four phases of defence);
- (f) shooting style and accuracy;

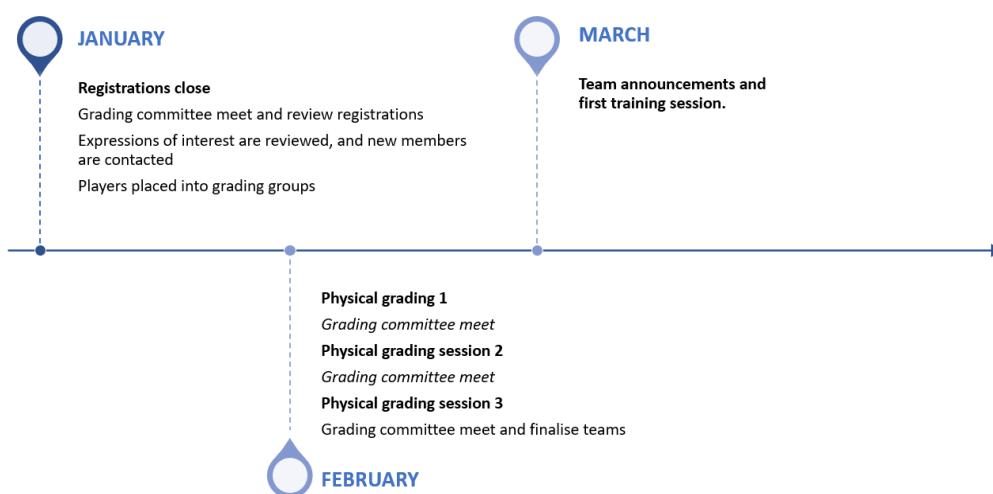
- (g) fitness;
- (h) versatility;
- (i) ability to play as part of a team;
- (j) sportsmanship, effort and attitude; and
- (k) commitment to the values of Venetians

Step 4: Team allocations

The grading committee will meet after each physical grading session and review the paperwork from each of the graders. They will review the tentative teams and identify any gaps in teams or highlight any placements that need to be reviewed. For example, if a player was absent or has been placed in a team much lower/higher than the previous year. They also look at the balance of teams i.e. cannot have 3 shooters who all only play GS or one shooter and 5 defenders in the same team. After the final physical grading session the grading committee will liaise with all graders and finalise the team lists.

Step 5: Team announcements

Team announcements will usually take place within 1 to 2 weeks after the final physical grading session. These are communicated via our website and announcements are made on all social media platforms. The initial team list will comprise the names of players in the team and coach contact details. A more detailed list will then be circulated prior to the first game which will include contact details for the coach, manager and individual players on the team.



For the full details of the grading process and team selections please refer to 2.3 in [our Policies](#).

9.3. Grading Committee

The Grading Committee is composed of the President, Player and/or Coach Development Coordinator and at least one other non-Committee member.

Chair: Sian Geldenhuys

Email: president@venetiansnetballclub.com.au

9.4. Graders

Graders are chosen by the Grading Committee at the beginning of the year and usually consist of experienced open players, coaches and other officials from Venetians. The Grading Committee may decide to call on independent graders. These individuals will be sourced from other clubs or Associations to assist with the team selection process and are identified to players throughout the grading process.

9.5. Absences

If a player is absent from a session, an email must be sent to the chair of the grading committee to notify of the absence prior to the day. Unfortunately, if players are absent from grading sessions we have less of an opportunity to view them and this may affect their team placement.

9.6. Frequently asked questions

(a) Why are teams re-graded every year?

There are a number of reasons why teams are not always kept together from year to year. Firstly, we have new members joining the club that need to be graded into teams and we also have other members who might take a season off. Individuals will also move up age groups based on their year of birth. Individuals also develop at different rates and what was a good balance at the beginning of one year might not be the same the following year. Some players don't grade well or might have been injured during grading so once they've had a season with us and we know their capabilities better, we will consider this in future years when placing them into a team.

(b) What happens if I do not play in my preferred position during grading?

We have collected playing positions from the registration form so please make sure this is filled out correctly. If you do not play in your preferred position two games in a row, you must notify one of the graders and ask them to check your position. Sometimes we might ask players to play out of position due to availability on the day but this is noted on the grading record.

(c) What happens if I do not get a lot of court time during grading?

If you do not think you have got enough court time you must notify the graders during the session. For example, if you have sat off for two games in a row, please let the graders know. Sometimes there are other factors that might affect court time. For example, we might have absences on the day and this might mean we have an imbalance of positions. i.e. if lots of defenders are absent then those who are present will get more court time. From time to time we have to look at shooters and defenders in a midcourt position which means a midcourt player will have to sit off at this time.

10. Training Information

10.1. Overview

Venetians Netball Club trains once a week every Wednesday evening at WDNA. Training commences the weeks following team announcements right through until the end of the finals period. Training usually occurs during school holidays but the club understands members may be away during these periods.

10.2. Training sessions

The first training session will consist of team bonding activities decided by the coach and is an opportunity for players to meet their teammates and get to know each other and the coaches. The sessions that follow will focus on age appropriate skill progressions as outlined by Netball Australia. Coaches will be guided by lead coaches on what these sessions should look like. As the season gets closer, training sessions will also include strategies like learning set centre passes and match play.

During the season, coaches will determine the focus for each training session based on the needs of individuals and the team. Training sessions should be challenging and fun and are designed to improve the skills of our athletes. From time to time, coaches will re-use drills and revisit skills to make sure athletes are continuing to improve and refine individual skills.

10.3. Spectating at training

Parents are encouraged to drop off and pick up their child from their training court (or just inside the court gates) and if they would like to stay and watch, we ask that they do not stand or sit at the court or along the sidelines and instead observe from the grassed areas, verandah or underneath the match office (this will depend on training court allocations). The reason for this is to ensure that players can focus on their training session and coach instructions without any distractions.

10.4. Training courts

The specific courts allocated to Venetians Netball Club are designated by WDNA and may change from year to year. Court location may also change throughout the season at the discretion of WDNA. The club and your coach will confirm your training court and if any changes occur during the season.

Over the past few years we have had a small allocation of courts which means we have to share courts with other teams. To make sure all teams have an opportunity to use a full court we have introduced court rotations which means players must check their training court with their coaches regularly.

10.5. Training times

Training times and length of training vary depending on age groups and coach availability with many club members coaching a younger age group before participating in training for their own team. NetSetGO and 11 & under age groups can expect to start anytime from 4:30pm and go for 1 hour in length. 12 & under, 13 & under and 15 & under age groups can expect training to start anytime from 5:00pm and go for 1.5 hours in length. 18 & under and Open age groups can expect training to start anytime from 6:00pm onwards and train for 1.5 hours in length with the latest training time not exceeding past 9:30pm.

10.6. Training expectations

- (a) Arrive at least 5 minutes before your training start time.
- (b) Have your hair tied back, nails cut short and jewellery removed prior to arrival.
- (c) Wear either a Venetians training singlet, warm up top or long-sleeved training tee.
- (d) Mobile phones must not be used during training and must be kept out of sight.
- (e) Bring a small bag that contains:
 - at least 1L water;
 - a jumper;
 - a towel;
 - wet weather cover; and
 - any necessary medication.

- (f) Training is compulsory for all training teams. If you cannot make your training session you must notify your coach as soon as possible. If dates are pre-booked please give your coach advanced notice.
- (g) Missed training sessions can incur a half game penalty to be applied at the discretion of the coach.
- (h) Injured players are expected to attend training to observe and assist where possible.
- (i) Members younger than 18 years of age must be dropped off and collected from inside of the gates and must not be left without a Venetians representative present.

10.7. Weather

Netball is a winter sport and training will still take place when rain occurs. You must plan and assume that training is always on unless otherwise notified. If there is dangerous weather predicted such as high winds or thunder and lightning, the club will monitor and notify members via the [private Facebook page](#).

10.8. Development sessions and squad training

Throughout the year, development sessions are scheduled based on presenter availability. In the past we have utilised West Coast Fever, WA Netball League and International athletes to run specialist sessions. Players will be grouped in their age groups during these sessions and notified in advance of any changes to training times or courts.

Squad training might take place if another coach is absent or there are low attendance numbers expected to ensure available players. Teams will be grouped together by age group and/or ability and notified of changes to training times in advance.

11. Non-Training

11.1. Overview

The club welcomes non-training teams and players are responsible for organising a minimum of 9 players to register a team. Your team list must be emailed prior to registration of any members to president@venetiansnetballclub.com.au.

It is a requirement that you supply your own manager (non-playing manager preferred) to help you on Saturdays during the games. Individual players who are wanting to play non-training will be accepted on availability of places and must register their interest by emailing info@venetiansnetballclub.com.au. Please note that non-training players are required to pay the fundraising levy or sell chocolates like all other club members.

11.2. Grading process guidelines for non-training teams

- (a) Non-training teams are subject to places and the ability to make up full teams.
- (b) Non-training players are not placed into teams based on skill level, rather the availability of a place within a team.
- (c) Non-training players may be required to attend a physical grading session to determine the skill level of the entire team.



12. NetSetGo

12.1. Overview

At Venetians we want the NetSetGO environment to be a safe and fun environment where participants can start to learn the skills necessary to play netball. For this reason, we do not grade players into teams for NetSetGO, instead we accept whole teams from primary schools and will place individuals into teams with their friends.

12.2. Training

NetSetGO teams train once a week for one hour. The NetSetGO training sessions will look different to the training sessions of other age groups at Venetians because we are focused on participation and the development of basic skills. Training sessions will include a mixture of fun games, basic skills and modified game play.

12.3. Game Day

NetSetGO games take place on Friday evenings and consist of 4 x 10 minute quarters. NetSetGO is primarily a participation focused program and for this reason players will rotate through all positions throughout the season. Coaches might ask players what their favourite positions are to make sure they get to play in it from time to time but ultimately all players will learn the 7 positions on the court. Players are also rotated equally throughout the season but this can vary from game to game, for example, one player might play two quarters one week and four quarters the following week. By the end of the season all players will have had similar court time (excluding illness or injuries).

The NetSetGO program has been developed under the guidelines of the Netball Australia Junior Sports Policy, which emphasises “The introduction of children to organised competitive netball should be gradual and is best achieved through minor games/activities and modified rules.”

The **SET** tier (Year 2 and 3) is an introduction to the sport of netball and incorporates skills, activities, modified matches and uses modified equipment (i.e. shorter goal post and smaller netball). It is a skill and competition-based program that allows children to learn and develop their skills in a series of fun activities and minor games, which can then be applied in a match situation.

The **GO** tier (Year 4 and 5) has been introduced to ensure a smooth transition for participants into Junior Netball. The modified rules and equipment allow for participants to experience success while learning the correct technique and executing skills with greater proficiency.

More information on NSG including the rules can be found on the [club website](#).

13. Game day protocols

13.1. Fixtures

Fixtures are available to be viewed through PlayHQ. You can simply head to <https://www.playhq.com/> and search for Venetians Netball Club. The relevant competition (Winter/Spring) will then be displayed and you can click on a team number to view their fixture.

We also upload all game day fixtures on our [private Facebook group](#) for easy access.

13.2. Format

- (a) All divisions (except for Open Division 1) will have 5 - 6 teams.
- (b) Open Division 1 will have 8 teams in it. Open Division 1 competition will commence straight away (no grading round) and each team will play each other twice across 14 games.
- (c) Divisions with 6 teams in it will compete in one grading round (5 games) to determine the fixtures and then each team will play each other twice across a further 10 games to determine the ladder.
- (d) Divisions with 5 teams in it will have three byes, one in each round.
- (e) NetSetGO and 11 & under do not play for points and will not have a ladder. Their divisions are re-graded every 5 games.

13.3. Rolling substitutions (Open division 1 and 2 and 18&U division 1 only)

For the 2023 season, there will be a trial incorporating rolling substitutions into the Open Division 1 and 2, and 18 and Under Division 1 competitions during Winter 2023. These divisions have been chosen as these are generally the divisions from which future WANL Players, Coaches and Umpires are likely to come from. For a substitution to occur during play, the substitute must tag hands with the player leaving the court:

- (a) Hand tag to be done in front of their team bench.
- (b) Players **MUST** observe the offside rules as they enter/exit the court.
- (c) Players must ensure they do not interfere with the umpire’s movement during the substitution.

13.4. Game day expectations

- (a) Arrive at least 5 minutes before your team meeting time (stipulated by the coach).
- (b) Have your hair tied back, nails cut short and jewellery removed prior to arrival.
- (c) Wear Venetians game day dress, navy shorts and Venetians socks.
- (d) Shorts must be shorter than the dress and should not be visible when arms are extended straight above your head.
- (e) Mobile phones must not be used during the game and kept out of sight.
- (f) Players must sit on the bench when it is their turn to rest.
- (g) Bring a small bag that contains: at least 1L water, a jumper, a towel, wet weather cover and any necessary medication.
- (h) All players will receive similar court time throughout the season (excluding finals or if players have been absent or injured).

13.5. Court time and rotations

- (a) Every effort will be made by the coaches to ensure that all players are given fair court time during the season. However, players who miss training sessions, are injured or unwell may receive less court time.
- (b) Rotations are decided with the team's best interest in mind and may need to be altered throughout the game at the discretion of the coach.
- (c) Players should be rotated through two - three different positions depending on the player's preferred positions and the needs of the team throughout the season but may only play one position in any particular game. NB: for NetSetGO, players cannot play more than one half in the same position and will be rotated through all 7 positions during the course of one season.
- (d) It is common practice for players to have a half game off from time to time and this is at the coach's discretion.
- (e) During finals, all players will be guaranteed one quarter per game. NB: NetsetGO and 11&U teams do not play finals.
- (f) Players playing up are not guaranteed court time and will only take the court if there are no available players from that team to play that position.

13.6. Players playing up

- (a) If a team requires any fill-in players, the coach or manager is responsible for sourcing the fill-in from an appropriate team as nominated by the Player Development Coordinator at the beginning of each season.
- (b) Appropriate teams are determined by matching similar skill levels with the team requiring the fill in. For example, we would not allow for a 15&U player from a division 1 team to fill in for a 18&U team in division 10 but they could fill in for a 18&U team playing in division 1 or 2.
- (c) Coaches and managers must follow the protocol outlined by the Player Development Coordinator and notify the Player Development Coordinator or President of any fill-ins that have been organised prior to the start of the game.
- (d) Coaches must keep a record of how many times players from their teams have played up.

- (e) Venetians are bound by WDNA's playing up policy, and a player must remain in the team of a higher division if they play up more than three times. A record will be kept by the club to ensure teams do not violate this rule.
- (f) The Game Day Liaison will notify teams when a player has played up the maximum number of games and can no longer be used as a fill in.

13.7. Single game vouchers

If a suitable fill-in from a lower division or age group cannot be sourced, the coach or manager can organise a single game voucher (SGV) for an appropriate player at the cost of the team.

13.8. Injury / illness

- (a) All injuries (regardless if they are sustained as a result of netball) and illnesses must be reported to the team coach as soon as possible.
- (b) Any player injured at training or during a game must complete the necessary paperwork for insurance purposes. If it occurs on game day, they must go straight to the first aid post to receive treatment and complete an injury report form. An injury report form can be downloaded [here](#).
- (c) Information for making an insurance claim (covered by Netball WA fees) can be found [here](#).
- (d) Members returning to netball after an injury or extended illness must have a clearance letter from a medical professional.
- (e) Where possible, members who have missed training sessions or games due to illness or injury should complete a full training session before taking the court on game day.

13.9. Scoring and Timing

- (a) All players will be allocated at least one game where they will need to provide an appropriate scorer or timer
- (b) An appropriate scorer or timer is someone who:
 - (i) Is 16 years or older.
 - (ii) Is able to run with the umpire if timing.
 - (iii) Is wearing enclosed shoes.
 - (iv) Has neat, eligible handwriting.
 - (v) Understands the role and what is expected.
 - (vi) Is not supervising any other children at the time.
- (c) Timing duties and responsibilities:
 - (i) Bring a chair to sit on.
 - (ii) A timer is provided in the team equipment bag and must be used to time the game. A mobile phone cannot be used for timing games.
 - (iii) Each quarter is 15 minutes (or 10 minutes for NetSetGO) and the breaks are 3 minutes (quarter and 3 quarter time) and 5 minutes (half time).
 - (iv) Timer must be standing with 20 seconds to go and running with the umpire with 10 seconds remaining.
 - (v) Timer must hold the timing device near the umpire's ear so they can hear when it goes off.
 - (vi) The timer must remain in the designated box at all other times.

- (vii) The timer must work with the scorer and check that goals are written onto the scorecard.
- (viii) The timer must be alert and wait for any instructions from umpires to hold time.
- (d) Scoring duties and responsibilities:
 - (i) Bring a chair to sit on.
 - (ii) Seek the team manager for the scorecard. The team manager will collect the scorecard from the WDNA office and hand it to the allocated scorer.
 - (iii) The scorecard must remain in the designated scoring box at all time.
 - (iv) The scorer must ensure that goals are recorded and centre passes are recorded.
 - (v) At the end of each quarter (and the game) scores must be recorded in the allocated boxes on the scorecard.
 - (vi) The team manager will work with the scorer to make sure that it is filled out and signed correctly according to the WDNA policy found [here](#)

13.10. Equipment provided for game day

The club will provide the necessary equipment at the beginning of the season but the coach and team manager must maintain the equipment throughout the season and liaise with the Equipment Coordinator when items need to be replenished or replaced.

The team bag will include the following items for game day:

- (a) Timer
- (b) Game day bibs
- (c) Training bibs (can be used for clashes)
- (d) clipboard
- (e) 5 warm up balls and 1 game ball
- (f) Basic first aid kit

The following items can be provided when requested:

- (a) clash bibs

13.11. Team manager responsibilities

General responsibilities

- (a) Bringing the team bag to each training and game - unless other arrangements have been made with your coach. If you cannot attend a training or game please ensure the bag still gets there.
- (b) Keep bibs clean and fresh every week. They should be washed after every training and game.
- (c) Arrange for someone to take the team bench. This is only required on game day.
- (d) Maintenance (make sure netballs are pumped - ball pump available on Wednesday evenings and game day near the match office) and restocking of the team equipment.
- (e) Organisation of a roster for scoring/timing and half-time refreshments.
- (f) Assisting the Coach with other duties as requested.
- (g) Managers and parents are welcome to comment positively during the game, however, are not to provide coaching/feedback to the coach or team.

- (h) Organising the collection of money for a gift for the coach/es at the end of the season

Match day responsibilities

- (a) If your team is scoring (first mentioned on fixture) you must pick the scorecard up from the main WDNA office for courts 1-27 or the small match office for courts 28-57. If there is a red dot (sticker) on the scorecard, no photos are permitted to be taken during the game - please inform the coach and all Venetians spectators if there is a dot present.
- (b) If scoring, ensure the scorecard is completed correctly before dropping off at the match office at completion of the game. A completed sample scorecard will be handed out in the Manager pack.
- (c) Have the bibs and scorecard/timer ready before the start of each game.
- (d) Organisation of drink bottles in one spot ready for the players when they come off court.
- (e) Ice and first aid is available from Physio for courts 1-27 or from the first aid tent for courts 28-57.
- (f) Pay the umpire. Payment envelopes will be handed out in advance for each round of 5 games.

13.12. Game day club support

Game days can be busy and the club has processes in place to support players, parents, coaches and team managers to ensure game days run smoothly and all club and WDNA processes are followed. The following processes are in place so club members know who to contact:

- (a) Players and parents should contact the coach or manager first with any game day queries.
- (b) If the coach or manager cannot assist or is unavailable then the Game Day Liaison (GDL) should be contacted. The respective GDL contact details are posted each week prior to game day on the private Facebook group (link).
- (c) Players and parents should not approach the match office or umpiring office unless they have been instructed to do so and are carrying the team card.
- (d) Coaches and managers should contact the Game Day Liaison with any game day queries.
- (e) If the Game Day Liaison is unavailable then the President should be contacted.

13.13. Game day complaints

(a) Club related complaints

All club related complaints should be sent as an email to president@venetiansnetballclub.com.au

Examples of club related complaints:

- Coaching decisions
- Interactions with Venetians members
- Accessibility to club support

(b) Umpire related complaints

All umpiring related complaints should be directed to the team manager or coach first. It is then at the discretion of the Coach to pursue further. Under no circumstances, should parents or players approach the umpiring office without prior discussion with the team manager or coach. The coach may choose to:

- Send the team captain to ask the umpires a question
- Call the Game Day Liaison for advice

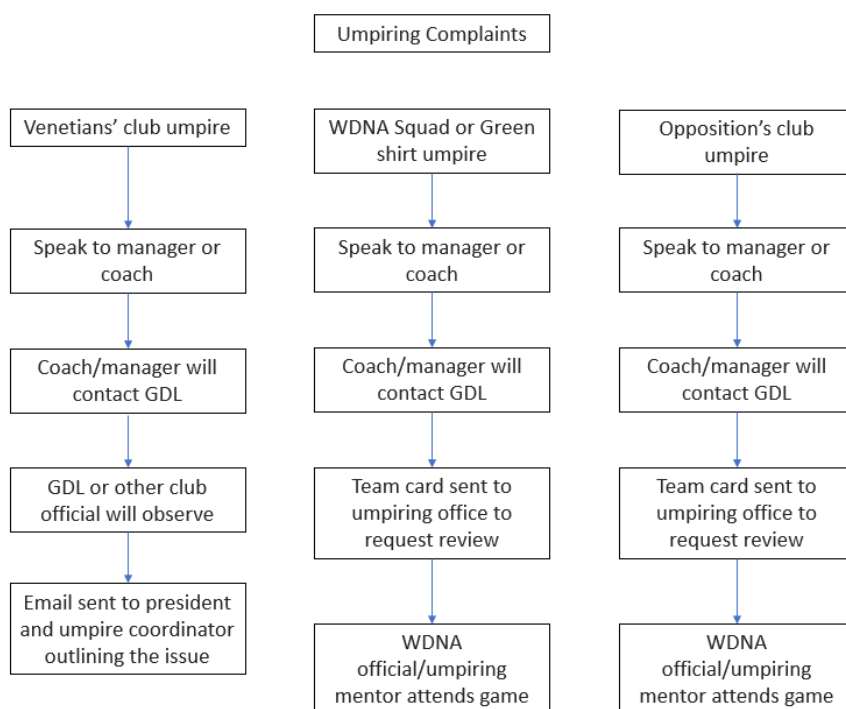
- Send the team card to the umpiring office
- Contact our umpiring coordinator regarding a club umpire

Club members who approach the umpiring office must have the team card and the following information: court number, opposition team name, age group and division.

All umpiring concerns must be raised during the game and as early as possible. Once the game has ended there is little that can be done. However, an official complaint can still be filed by the club with a \$20 administration fee. If a team would like to put in an official complaint this must be done within 48 hours and in writing to president@venetiansnetballclub.com.au.

If a complaint is made during a game, WDNA will send an umpiring coach (when available) to the court to observe. The umpiring coach may come and talk to the team manager or coach regarding the issue and should speak to both umpires at the next break. A record is made of the complaint for further monitoring.

If the complaint is regarding a Venetians Netball Club umpire then the Game Day Liaison must be contacted in the first instance and they will come and observe. A follow up email should be sent to the umpiring coordinator who will then organise appropriate mentoring or training for the umpire.



13.14. Opposition team and spectator complaints

All complaints related to the opposition team or opposition spectators should be directed to the team manager or coach first. It is then at the discretion of the Coach to pursue further. Under no circumstances, should parents or players approach the match office without prior discussion with the team manager or coach.

The coach may choose to:

- Call the Game Day Liaison for advice
- Send the team card to the match office

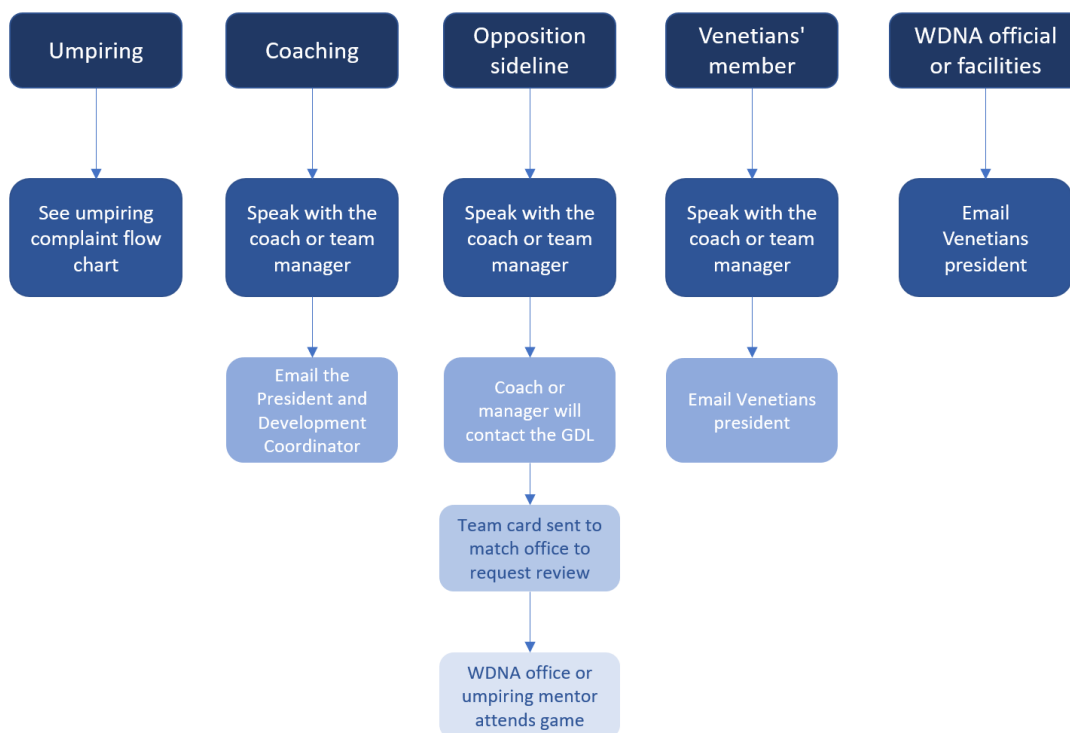
Club members who approach the match office must have the team card and the following information; court number, opposition team name, age group and division.

All opposition team and spectator concerns must be raised during the game and as early as possible. Once the game has ended there is little that can be done. However, an official complaint can still be filed by the club with a \$20 administration fee. If a team would like to put in an official complaint this must be done within 48 hours and in writing to the president@venetiansnetballclub.com.au.

If a complaint is made during a game, WDNA will send an official (when available) to the court to observe. The official may come and talk to the team manager or coach regarding the issue. A record is made of the complaint for further monitoring.

13.15. WDNA and facility complaints

All complaints related to WDNA and the facilities should be directed to the Game Day Liaison who will then instruct the member on the next course of action. Under no circumstances should a member approach the match office or contact WDNA without the team card or prior discussion with the President.



13.16. WDNA officials

WDNA officials are available on game days to oversee the operations of the competition and facilities. They may consist of WDNA board members, WDNA employees and volunteers from clubs. The roles of the officials are to:

- Walk around the courts and observe behaviour.
- Attend courts where complaints have been made.
- Make sure the scorers and timers are completing their duties.
- Make sure spectators are standing behind the yellow lines.

WDNA officials are usually wearing hi visibility vests and name badges. Umpiring officials or coaches will be in red vests.

13.17. WDNA Umpires

Umpires assigned to games will be a combination of club allocated umpires and WDNA allocated umpires. The team manager will know what type of umpire is allocated to the game and any umpiring concerns should be directed to the body responsible for the umpires (either the club or WDNA).

Types of umpires and their uniforms:

A Badge - umpires who have been deemed competent at an expert level. These umpires will also umpire in the WA Netball League and National Championships. They wear a white shirt with blue trim.

B Badge - umpires who have been deemed competent at a high level. These umpires will also umpire in the WA Netball League. They wear a white shirt with red trim.

C Badge - This is an entry level achievement for an umpire who has a basic grasp of game management. They can also umpire at the Association Championships. They wear a white shirt with a yellow trim.

Green shirt - beginner umpires who are training. They wear a green shirt and when they have been deemed competent will wear a white shirt with green trim.

Club - Will wear a white shirt of any type and may have any of the above accreditations but are not a part of the WDNA squad.

14. Team managers

Overview

Team managers play an important role for our teams during training and game days. Team managers should not be the coach, umpire or player from their team and can be a parent, guardian, family member or friend who can attend every game. Team managers should be available throughout the season including attending all games but are not required to assist or stay on the sideline for training sessions.

Team managers are supported by the Game Day Liaison Coordinator who will contact all team members prior to the season with more information. Game day liaisons are available during every game and are there to assist team managers and teams. For a full list of team manager responsibilities, please refer to the section on **Game day protocols section** for more information.

15. Finals information

15.1. NetSetGO and 11 & under teams do not compete in finals

- (a) The top 4 teams across all divisions in 12 & under through to Open age groups will compete in a 3 game final series at the end of the regular season (15 games).
 - Semi Finals: 2nd Semi Final - 1 v 2, 1st Semi Final - 3 v 4
 - Preliminary Finals: Winner of 1st Semi Final v Loser of 2nd Semi Final
 - Grand Finals: Winner of Preliminary Final v Winner of 2nd Semi Final
- (b) The top 5 teams of Open division 1 will compete in a 4 game finals series at the end of their regular season (14 games).
 - Week 1: Team 1 has the bye, Qualifying Final 2 v 3, Elimination Final 4 v 5.

- Week 2: 2nd Semi-Final - Team 1 v Winner of qualifying final, 1st Semi-Final - Loser of Qualifying Final v Winner of Elimination Final.
- Week 3: Winner of Second Semi-Final moves to Grand Final Preliminary Final - Loser of 2nd Semi-Final v Winner of 1st Semi-Final.
- Week 4: Grand Final - Winner of 2nd Semi-Final v Winner of Preliminary.

15.2. Court time expectations

- (a) During finals, all players will be guaranteed one quarter per game.
- (b) Players playing up are not guaranteed court time and may only take the court if there are no available players from that team to play that position.

15.3. Venetians marquee or what the club organises e.g. marquee, provide timers/scorers

- (a) The club will provide scorers and timers for ALL preliminary finals and grand final games.
- (b) A marquee may be set up on grand final day at the discretion of the Committee.
- (c) Refreshments will be provided.
- (d) A sundowner for members may be organised at a suitable venue at the end of the last game.

16. Coaching

16.1. Club pathway

Apprentice coach -> Assistant Coach -> Head Coach -> Mentor

- (a) Head Coach is a position for individuals who have been an assistant coach for at least one year and are competent in running whole sessions and leading a team on game day.
- (b) Assistant Coach is a position for individuals who have been an apprentice coach for at least one year or are confident enough to take on more coaching responsibilities. They will work closely with their Head Coach and assist them with running full sessions and providing game day feedback.
- (c) Apprentice Coach is a learning opportunity for individuals who are considering the pathway. They will observe sessions and games with their Head Coach and Assistant Coach and may be called upon to run small parts of a session.

16.2. Netball WA pathway

Club -> Association Program TACT -> State teams and WA Netball League -> Australian Netball League -> Suncorp Super Netball.

16.3. Development and mentoring

- (a) All coaches are required to achieve their Foundation level as outlined in the [WDNA Policies and Procedures](#).
- (b) Venetians will provide sufficient hands-on learning for new coaches prior to the commencement of the winter season.
- (c) Coaches are encouraged to further their accreditation and complete their Development, Intermediate and Advanced accreditations as they gain experience as a coach.
- (d) The Coach Development Coordinator will determine which coaches go on to complete the various levels of accreditation. Where appropriate, coaches can be fast tracked through courses to complete more than one in a year.

- (e) Coaches are encouraged to attend additional workshops and specialised sessions held by WDNA, NWA or other netball organisations.
- (f) Coaches will receive mentoring throughout the season by senior coaches of the club. This process involves analysis of planned sessions, viewing training sessions and attending games.
- (g) Coaches are encouraged to coach in programs offered by NWA and WDNA, such as Metro League, Association Championships and School Holiday Clinics.
- (h) Depending on the funds available each year, Venetians may pay for coach accreditations, courses and skills sessions.
- (i) If the club has paid for development, and the coach has withdrawn less than 24 hours prior to the course and/or does not attend the course, then they will be invoiced for the total cost of the course or workshop and be considered as a non-financial member until paid.

17. Umpiring

17.1. Overview

Umpiring is a great way to learn new skills and understand the rules of the game. Club umpires are supported by the Umpire Coordinator who is responsible for liaising with all club umpires, allocating club umpires to games and providing training and mentoring opportunities. Whether you are club umpire or WDNA umpire, all umpires must complete the Rule of Netball Theory Examination with a pass of 70% or more to umpire at WDNA. There are also a number of workshops and courses including progression pathways. More information on examinations and courses are available on the [WDNA website](#).

17.2. Umpiring options at Venetians

(a) New umpires

The club recommends gaining practical experience before umpiring for the club. WDNA runs a range of different courses and workshops to help you get started including the Green Shirt Program suitable for. You can find more details on the [WDNA website](#).

(b) Club umpires vs WDNA umpires

Club umpires are supported by the umpire coordinator and will umpire Venetian teams subject to division allocation. Some divisions will be allocated WDNA umpires and Venetian teams may be in these divisions. WDNA will advise clubs what divisions require club umpires and is subject to change throughout the season at the discretion of WDNA.

17.3. Umpire allocations and support

The Umpire Coordinator is responsible for allocating an adequate umpire to all available Venetian games, this is usually done by the creation of a roster, where an umpire is allocated to a team and/or time slot each week. The Umpire coordinator will endeavour to:

- (a) Allocate each club umpire at least 1 game each week, and provide opportunities arise to complete more games, when sickness and unavailability of other umpires occur.
- (b) Provide opportunities to complete workshops to develop umpires in specific areas (NSG, game management etc).
- (c) Provide umpires with game day support, where required.

17.4. Umpire expectations

- (a) Wear a white t-shirt.
- (b) Use a Finger whistle (a stainless steel Thunderer whistle is recommended).
- (c) Hair ties/scrunchies/rings to note centre passes.
- (d) A watch for possible injury times.
- (e) 2020 Rule book or the Rules of Netball App (optional, but recommended).
- (f) A confident approach to the game.
- (g) Arrive to your allocated court no later than 15 minutes prior. If you have prior club commitments such as playing in your own game or umpiring another game it is understandable you may arrive to your court a little later than 15 minutes prior.
- (h) Complete game day protocols. The Umpire Coordinator will contact all umpires prior to and throughout the season with more information.

17.5. Umpire pathways

You can speak to the Venetians Umpire Coordinator and WDNA Umpire Coordinator for advice or go to the [Netball WA website](#)

18. Player Development

18.1. Development opportunities at the club

- (a) All coaches are accredited through Netball Australia and participate in courses and workshops throughout the year. Coaches are assigned to teams based on their accreditation and experience to ensure all teams have a coach who is capable of providing necessary development.
- (b) The club provides at least two development opportunities for players throughout the season by resourcing external high performance coaches and players.
- (c) Pre-season skills are offered prior to grading for players to practice and improve their skills prior to our grading sessions.
- (d) Opportunities to play up age groups are offered throughout the season when older teams need fill-in players.

18.2. Strength and Conditioning program

- (a) A subsidised strength and conditioning program is provided exclusively for Venetian members through MH Performance.
- (b) The club organises one S&C session with MH Performance at the courts during pre-season to increase understanding and awareness of injury prevention.
- (c) Coaches are provided with training and education regarding injury prevention and S&C every season.

18.3. Development opportunities at WDNA

(a) Talented Athlete and Coach Training (TACT) program

At the beginning of each year individuals aged 12 years and older are invited to trial for the TACT program. If successful they participate in 6 - 7 weekly training sessions in preparation for a tournament called the Fuel 2 Go Association Championships in which they compete

against other associations. Association Championships provides an opportunity for players to be talent identified by Netball WA and the WA Netball League.

(b) Metro Development Program (MDP)

In July and August, individuals aged 14 - 20 years old are invited to trial for MDP following their participation in the Association Championships or through talent identification on a Saturday. This program runs for 4 weeks and successful athletes will participate in weekly training sessions and specialist sessions and then compete in a one day tournament against other associations.

18.4. Netball WA and Netball Australia pathways

(a) WA Netball League

The Gold Industry Group West Australian Netball League (WANL) is an elite training and league program that provides opportunities for players, coaches and umpires to develop and maximise their abilities. It is made up of 8 clubs who select athletes through invitation and trials. More information can be found [here](#). This program is for players who are 16 years or older.

Each WANL club runs an underpinning development program for 14 - 16 year olds who have demonstrated potential in their game play and skills. These programs look to refine their skills further and set them up for opportunities to make a WANL team in future years.

(b) Fever in Time

The program runs from August to October each year with teams competing in the Netball WA State Cup. This program is through invitation only and players aged 14 - 16 years are identified each year during the Association Championships. The purpose of the program is to expose players, coaches and officials to an elite training environment and expand their skills and technical knowledge.

(c) Fever Futures

The West Coast Fever Futures program is for athletes who are ready to take the next step in their career and are identified through the Fever in Time program and trials. Athletes in this squad are selected to represent WA in the 17&U and 19&U National Netball Championships. You can read more about this program [here](#).

19. Leadership Opportunities

19.1. Overview

Club members have a variety of leadership opportunities at the club including joining the committee, coaching a team or being team captain. The club also aims to provide more opportunities in the future.

19.2. Joining the committee

Please refer to **section 2. About Venetians Netball Club** for more information on committee positions. You can also refer to the [club website](#).

19.3. Leadership Workshops

In recent years, throughout the season, the club has organised various leadership initiatives as part of the club's commitment to identify future leaders for the club. Various leadership workshops will be organised throughout the season based on presenter availability. In the past we have utilised

West Coast Fever athletes, state league coaches and leaders and external organisations who will run specialist sessions for coaches and team captains. The club is committed to provide ongoing leadership opportunities for club members.

19.4. Team captains

As captain, vice-captain or co-captain, you lead by example ensuring good communication and sportsmanship, leading the team warm up or even supporting your teammates on and off-court.

(a) Team captain selection process

Selection of team captain is at the discretion of the coach. A coach may decide to nominate a captain themselves or ask the team to nominate. All teams are encouraged to nominate a vice-captain in the case where the captain is unavailable. Teams may also decide to nominate players as co-captains.

(b) Team captain duties

- Do the toss before the game.
- Support team mates on and off the court with a positive attitude.
- Display sportsmanship and lead by example at all times - respect your opposition and the umpires and their decisions.
- Lead the team warm up (usually a duty by the open age group team captains).
- Shake hands with the opposition after the game.
- Be involved with the post game thank you cheer - acknowledge the opposition and umpires.
- Sign the scorecard at the end of the game.

20. Club Culture and Volunteering

20.1. Overview

Venetians Netball Club prides itself as a family-orientated club and values the contributions of all club members who represent and give back to the club. Club culture is not just about adhering to policies and procedures, it's also about wearing the Venetians colours with pride, respecting fellow club members, arriving to training and game day on time, having a positive attitude, encouraging teammates on and off the court, getting involved with club events and activities and giving back to the club by volunteering in one way, shape or form.

20.2. Spirit of Play

The club has developed a spirit of play agreement in conjunction with the strategic plan. The Spirit of Play agreement represents a clear understanding of the culture our club wishes to maintain and how this will be achieved. We have established club values with the aim to provide an opportunity for everyone to participate in the game of netball from the social participant to the elite athlete. We want to attract and retain people from the community who support our values and wish to foster the strong identity of our club culture for many years to come. The Spirit of Play agreement is available during player registration and can be viewed on the [club website](#).

20.3. Club volunteering

The club provides a number of volunteering opportunities for members. We want to make volunteering an enjoyable experience for our members and encourage both members and parents to help build our club culture by giving back in one way, shape or form. Volunteering roles are listed

below and we expect this list to grow as we continue to break down the many jobs and activities that the club is involved in.

20.4. Become a game day official

- (a) Become a coach, assistant coach or apprentice coach
- (b) Become a team manager
- (c) Be the club game day liaison during a selected time slot

20.5. Get involved with club events and activities

- (a) Become an event helper at our various club events.
- (b) Assist with club grading, photos and other activities.
- (c) Support our fundraising drives and events.

Find out more about each of the positions on our [club website](#)

20.6. Club member recognition

We value the contributions of all club members who give back to the club and we have a number of initiatives and programs to recognise our club volunteers. In each newsletter we like to highlight members who are out there representing the club by living our values. If you know a member who has celebrated an engagement, wedding or the arrival of a new family member, you can email the committee and we'll share the club member's news in the club newsletter and Facebook page. We may even include a photo.

21. Club events

21.1. Overview

The club organises a number of key events throughout the year providing members an opportunity to come together, socialise and have fun. Club events are also a great way to get involved with volunteering for the club. You can contact the committee on info@venetiansnetballclub.org.au for further information on available volunteer roles. Please refer to the calendar of events on the [club website](#) for dates.

21.2. Information Night and Annual General Meeting (AGM)

The Information night is an opportunity for new and existing members to hear from our sponsors and committee regarding the season ahead including grading and training information, Life Member nominations and discuss any changes to the club's constitution. The AGM (Annual General Meeting) is also part of the Information night and is a requirement for all netball clubs to formally update members on how the previous season went and elect new committee members. Members who are financial will be able to vote and elect new committee members. Members who attend the AGM will also go into the draw to win a free membership.

21.3. Season Launch

The season launch is an opportunity for all club members and their family members to meet teammates, coaches, life members and sponsors over a casual setting at a public park. The event is held before the season starts, usually in the month of March and the club will provide catering, games, entertainment and prizes. The date and details will be communicated to all members via email and club social pages and we encourage all members to attend the season launch.

21.4. Junior events

Several junior events are held throughout the season providing an opportunity for players to come together for team bonding over a variety of fun-filled activities during the school holidays. The activities and venues vary from year to year and are self-funded by those who attend. Junior events are held for the following age groups including NetSetGO, 11 and Under, 12 and Under, 13 and Under, 15 and Under, 18 and Under. The dates and details will be communicated to all members via email, club newsletter and club social pages and we encourage as many members as possible to attend. In the event, there is not enough interest, the events may not go ahead.

21.5. Quiz Night

The quiz night is an annual favourite social and fundraising event for the open age group (aged 18 years and older) as well as other club members, life members, sponsors and friends and family members. The event also provides a fundraising opportunity for the club and is usually held during the month of July. The venue varies year to year and is self-funded by everyone that attends. The dates and details will be communicated to all members via email, club newsletter and club social pages and we encourage as many members and their friends and families as possible to attend.

21.6. Marg Witney Round

The Marg Witney Round was established in 2022 to acknowledge and remember the club's founder, the late Marg Witney who passed away in May 2016. Club members are encouraged to dress in the colour teal, the colour that symbolises Ovarian Cancer, a cause that was close to Marg's heart. Club members are also encouraged to take part in fundraising activities during the game day scheduled in the month of May with all funds raised directed to Ovarian Cancer Australia.

21.7. Award presentations

At the end of the netball season, the club celebrates awards and achievements for players, coaches, umpires and club members with team managers, sponsors and life members also part of the celebrations. The event is held in the month of October with multiple events held for different age groups. The venue varies year to year and is self-funded by those who attend with life members, committee members and sponsors invited free of charge. The cost for attending the award presentations is incorporated in the registration fee and is non-refundable in the event you are unable to attend. Parents and family members are able to attend for part of the event during the awards ceremony. The dates and details will be communicated to all members via email, club newsletter and club social pages and we encourage as many members to attend.



22. Fundraising

22.1. Overview

Fundraising is vital to the ongoing running of a range of program offerings at the club. Not only does this help offset costs but it is also a great way to have fun, meet fellow club members and get involved with volunteering. Funds have been directed towards maintenance and upgrading of equipment, player and development workshops and coaching resources.

22.2. Chocolates

Every year, the club participates in the Cadbury fundraising program where members can either opt to sell a box of chocolates or pay for this fundraising levy during the registration process. Details and dates regarding when chocolates will be available to sell can be found on the clubs calendar of events and will be communicated to all members via email, club newsletter and club social pages. You can volunteer by helping distribute boxes to members or selling spare boxes.

22.3. Quiz Night

Every year, the club organises a quiz night - one of the biggest events on the club's calendar of events attracting 100+ members. A great club and team bonding night and opportunity to volunteer by helping securing prizes, setting up or collecting money on the night. The dates and details will be communicated to all members via email, club newsletter and club social pages and we encourage as many members and their friends and families as possible to attend.

23. Club Photos

23.1. Overview

Every season, the club will organise a professional photographer to take team photos on an allocated day. This day is determined based on the availability of the photographer as well as the facilities at WDNA. These photos will then be available for players to collect from their coaches and can be downloaded on our website.

23.2. Game day photos

From time to time, the club will organise a professional photographer to take photos on an allocated game day. This day is determined by the availability of the photographer. The photographer will endeavour to capture as many teams as possible but sometimes we might have as many as 6 teams playing at the same time and this might not be possible. These photos can be downloaded via a link that is sent to members once the photos have been edited and uploaded.

We also have a number of members who take photos for social media on game days and training nights and these are uploaded to Instagram. We encourage all members to take photos on game day and at training, and tag the club in their photos so that we can share.

23.3. Event photos

We endeavour to capture as many photos at our various events as possible and might use a professional photographer. These photos will be available on the website and shared on social media once they have been edited and uploaded.

23.4. Photography policy

By registering with Venetians, members agree (unless stated otherwise) to their photos being displayed on Venetians promotional material and digital media. Individuals wishing to take their own photographs should check the scorecard prior to doing so and ensure there is no red sticker. The presence of a red sticker indicates there is a player(s) that does not consent to having their photo taken. For more information on the photography policy [click here](#).

24. Club Awards and Milestones

24.1. List of awards and criteria

(a) The Marg Witney Best Club Member Award

Recognises a Member of Venetians who has exceeded in serving Venetians, who volunteers their time regularly and promotes the values of Venetians.

Nominations will be reviewed and voted upon by the Committee.

(b) The Umpires Award

- Are given to up to four Venetians' umpires each year when applicable.
- Are divided into Junior and Senior awards.
- Nominations may be considered for an umpire who is the most consistent, most improved, or most valuable.
- Nominations will be reviewed by the Umpires Coordinator who will put forward the award recipients for approval by the Committee.

(c) The Coach of the Year Award

- Is awarded to a coach who has displayed more than one of the following: has gone above and beyond with their coaching responsibilities during the season, is passionate, enthusiastic and eager to be upskilled, has faced difficult situations with ease and control and/or has celebrated victories with pride and decorum.
- Nominations will be reviewed by the Coach Development Coordinator who will put forward the award recipient(s) for Committee approval.

(d) Venetians Most Valuable Player Award

- Is tracked via Most Valuable Player (MVP) votes for each game with a 3,2,1 vote.
- Is awarded to the Player(s) with the largest tally of MVP votes at the end of the season.
- Can only be awarded to a Player competing in 12 & under-age groups and older.

(e) Venetians Spirit of Play Award

- Recognises a Player that fosters strong club culture through sportsmanship and promotes the club values (inclusion, development, integrity, respect, family, friendship and fun).
- Nominations may be considered for any Player (training or non-training) that demonstrates sportsmanship and club values on and/or off the court.
- Nominations will be reviewed and voted upon by the Committee.

(f) Coaches' Award

This award is chosen by the coach/coaches to recognise a player who demonstrates one or more of the following criteria:

- Demonstrates the Venetians' values and wears the uniform with pride.
- Demonstrates good sportsmanship and is respectful to officials and teammates.
- Participates to the best of their ability by giving 100% at training and games.
- Is willing to listen and learn by accepting feedback and putting it into action.
- Regularly attending training and games.
- Shows exceptional improvement in playing performance over the season.
- A good team person who regularly demonstrates encouragement and support.
- For non-training teams without a coach, a "Players' Player" award may work in place of the coaches' award. All Players vote for who they wish to award the "Players' Player' Award".

(g) MVP

This team award is based on the Most Valuable Player votes from each playing game in the season. The Player with the highest number of votes receives the award

24.2. Games Played Milestones**Venetians Milestone Games Awards**

- (a) Will be awarded via certificate to players whose number of games played have reached the milestones of 25, 50, 75, 100, 150, 200, 250, 300 and above.
- (b) Will be celebrated at the discretion of the Committee at the court before milestone games of 100, 150, 200, 250, 300 and above and a small gift may be received.
- (c) Recipients of milestone games of 100 games and above will be officially contacted one week prior, to invite family/friends to celebrate the milestone.

25. Club communications

There are various communication channels we use at the Club. Keep up to date with all club information on:

- Facebook private group for club members only
<https://www.facebook.com/groups/venetiansnetballclub>
- Facebook public page for club members friends and family and future new members
<https://www.facebook.com/venetiansnetballclub1>
- Instagram - [Venetians Netball Club | Instagram](#)
- Website - [Venetians Netball Club | Website](#)
- Club newsletter - all club members that provide an email contact during registration are automatically subscribed to the club newsletter. You can also join our mailing list by contacting the Secretary via info@venetiansnetballclu.org.au

For any general queries the first point of contact is president@venetiansnetballclub.com.au or info@venetiansnetballclub.com.au